

Engaging, Empowering and Elevating Data-Driven Quality in Emergency Medicine

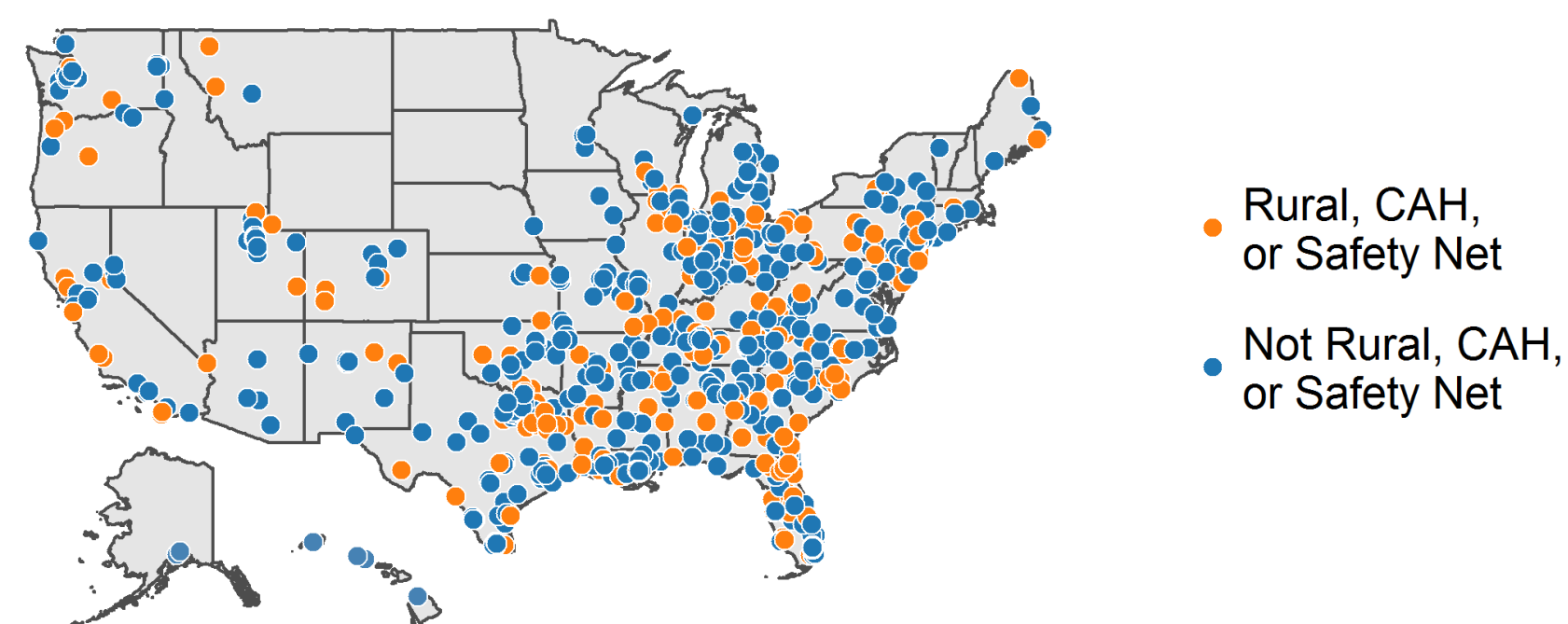
The E-QUAL Mission

The Emergency Quality Network (E-QUAL) engages emergency clinicians and leverage emergency departments to improve clinical outcomes, coordination of care and to reduce costs.

E-QUAL Focus Areas

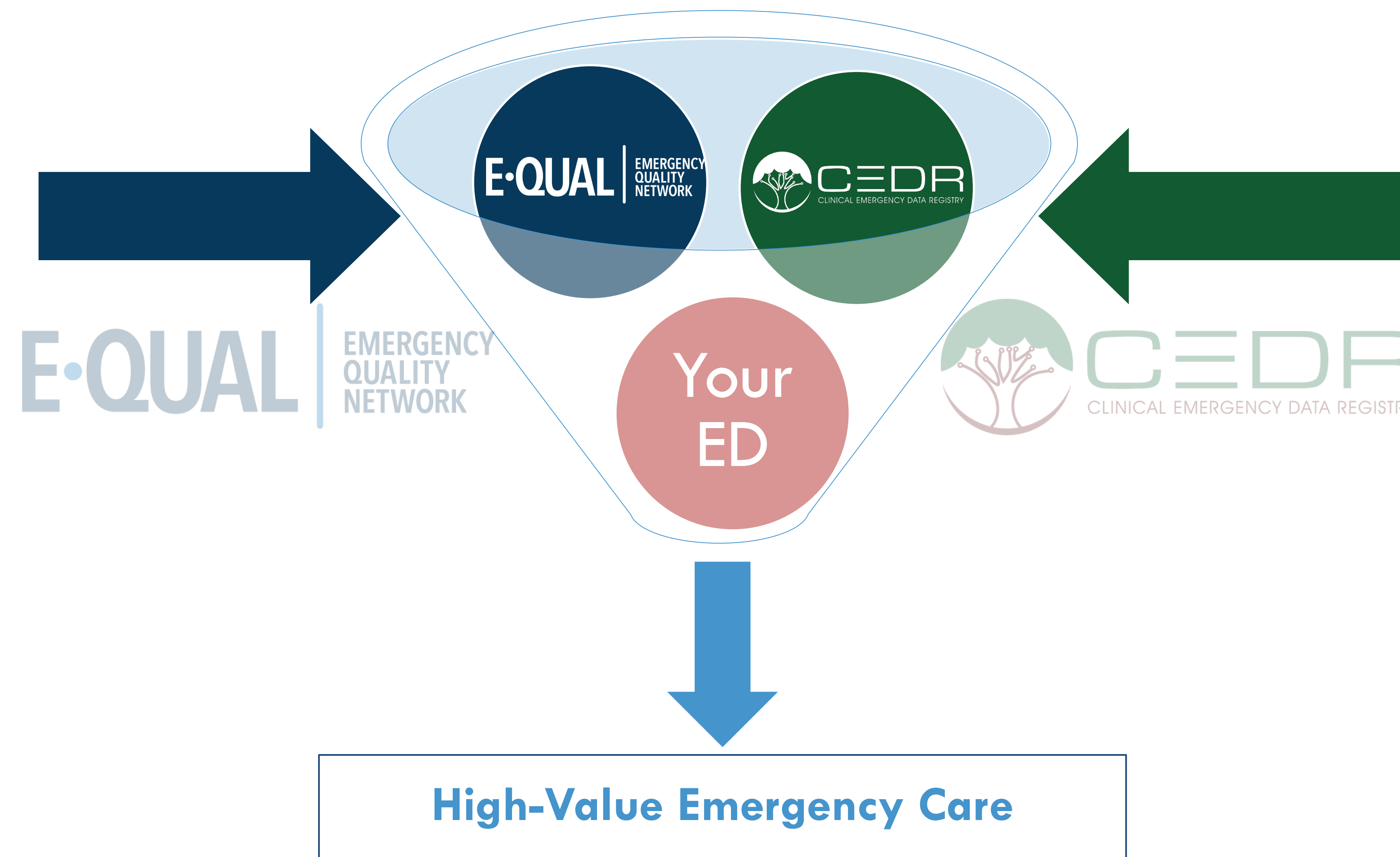
- Improve Outcomes** for patients with sepsis
- Improve The Value** of ED chest pain evaluation by reducing avoidable testing and admissions of low risk patients
- Reduce Avoidable Testing** for low risk patients through implementation of Choosing Wisely Recommendations
- Reducing Opioid-Associated Harm** through safer prescribing and the implementation of evidence-based interventions

ED Participants



Breakdown of E-QUAL EDs by Zip Code and Hospital Type. Over 1,000 EDs with over 30,000 clinicians have engaged in E-QUAL across 48 states.

Innovation



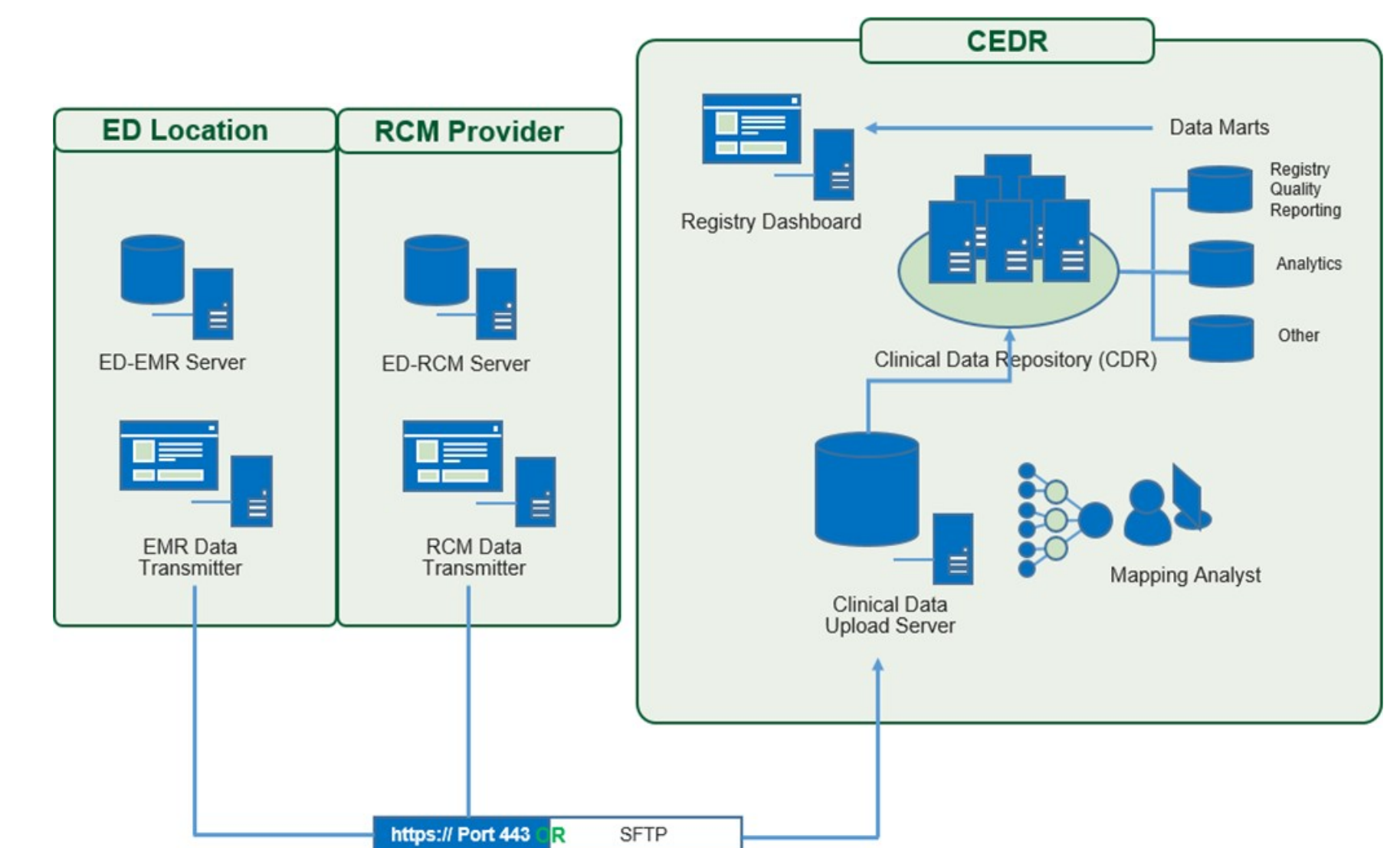
The CEDR Mission

The Clinical Emergency Data Registry (CEDR) is a CMS-designated Qualified Clinical Data Registry. CEDR is designed to measure healthcare quality, outcomes, practice patterns, and trends in emergency care.

CEDR Focus Areas

- Developing the first and only emergency medicine specialty registry at a national level.
- Enabling emergency physicians to participate in MACRA.

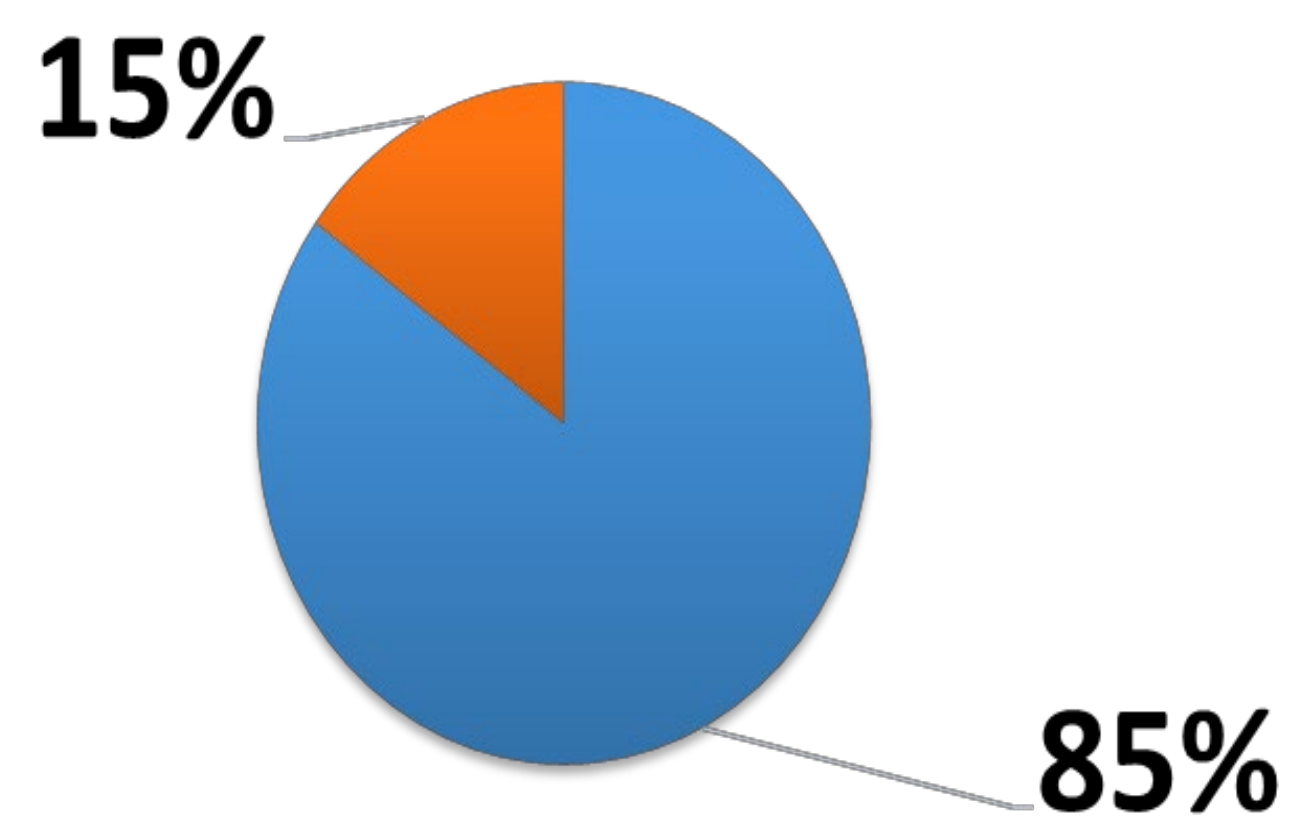
CEDR Data Flow



Results of the Innovation

Best Practices

Learning Collaborative	Best Practice	Percent of EDs
Sepsis	Dedicated Sepsis QI report to track Bundle Compliance	93%
	Nursing Sepsis Screen	83%
Avoidable Imaging	Non-Computerized Decision Support	94%
	Radiologist Review	90%
Chest Pain	Adopt Guideline and Protocol for Initial and Serial Troponin Testing	71%
	Adopt Clinical Decision tool for Risk Stratification and ED Disposition decision making	64%
Opioid	Provide Prescribing Feedback Reports	79%
	Develop Guideline and Protocol for Safe Prescribing	78%



- Quality
- Clinical Practice Improvement Activities
- Resource Use
- Advancing Care Information

Quality & Improvement Activities (IA)

E-QUAL Learning Collaborative	Number of EDs Earning IA Credit	Total Earned IA Credits
Sepsis*	600	2512
Avoidable Imaging*	449	1812
Chest Pain*	55	207
Opioid**	50	211

* Cumulative total from 2017-2018. **2018 total only.

CEDR Growth

